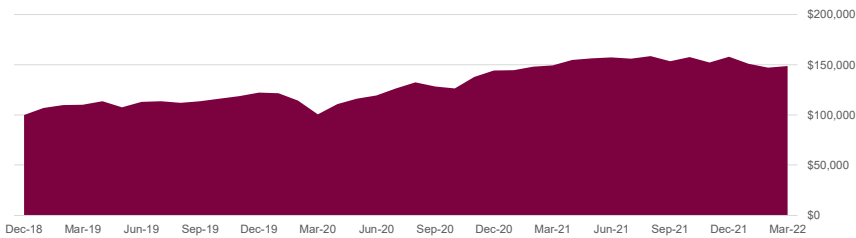


Portfolio Overview: USD Moderate Growth Model

Version Date March 31, 2022

Portfolio Overview



Trailing Returns

	1 Month	3 Month	Since Inception Annualized
Portfolio	1.00%	-5.94%	13.34%
Dividend Yield	2.52%		

Portfolio Summary

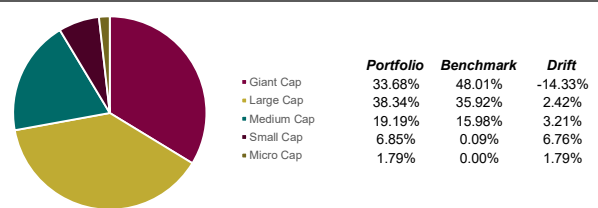
The investment seeks long-term growth of capital primarily through investment in ETFs & equity securities deploying a core plus satellite investment strategy; current income is a secondary objective. The fund pursues its objective by investing, under normal circumstances, at least 80% of its net assets (for investment purposes) in a diversified portfolio consisting primarily of "Core" position ETFs, identified by the Fund manager as having growth characteristics. It may also invest up to 20% of its total assets in "satellite" positions primarily composed of equity securities to complement the core holdings of the portfolio. The portfolio utilizes a natural currency hedge towards the US dollar which is built into underlying holdings, protecting the overall portfolio against currency risk consisting in holding two assets whose value changes offset each other in relation to the FX fluctuations.

Equity Analysis

Sector Breakdown



Market Cap Breakdown



Valuation Multiples

	P/E Ratio	P/B Ratio	P/S Ratio	P/FC Ratio
Portfolio	17.25	2.97	2.11	13.08
Benchmark	18.56	2.90	2.22	13.86

Profitability

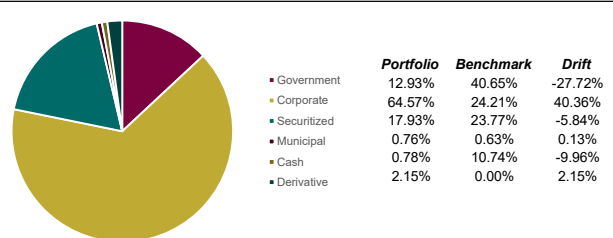
	Profit Margin	ROE	ROA	Debt to Capital
Portfolio	18.88%	24.01%	8.79%	38.42%
Benchmark	18.65%	27.63%	10.14%	40.32%

Fixed Income Analysis

Maturity Breakdown



Credit Breakdown



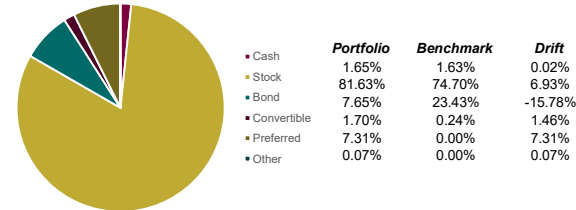
Fixed Income Statistics

	Current Yield	Effective Duration	Avg Coupon	Avg Credit Score	Yield to Maturity	Avg Price
Portfolio	4.37%	4.92	4.24%	BB	4.81%	97.45
Benchmark	2.39%	6.64	2.58%	A+	1.74%	98.46

Region Exposure

Americas	Portfolio 64.19%	Benchmark 78.03%	Greater Asia	Portfolio 16.38%	Benchmark 7.55%	Greater Europe	Portfolio 19.43%	Benchmark 14.16%	Market Maturity	Developed Markets	Emerging Markets
North America	55.80%	77.72%	Japan	6.44%	4.77%	United Kingdom	4.35%	3.62%			
Latin America	8.39%	0.31%	Australasia	2.57%	1.73%	Europe Developed	13.48%	10.37%			
			Asia Developed	2.74%	0.94%	Europe Emerging	0.47%	0.03%			
			Asia Emerging	4.62%	0.11%	Africa & Middle East	1.13%	0.14%			
									Portfolio	85.80%	7.20%
									Benchmark	99.28%	0.72%

Asset Allocation



Portfolio Style Exposure

	Value	Blend	Growth
Large	20.93%	26.50%	24.74%
Mid	7.14%	7.98%	4.10%
Small	2.97%	3.72%	1.91%

Risk

MPT Statistics

Portfolio	Beta	R-Squared
	0.93	0.85

Other Risk

Portfolio	Standard Deviation	Correl.	Upside	Downside
	10.66%	0.92	70.85	102.35

Top 10 Holdings

Benchmark

Holding Name	1 Year Return	3 Year Return	5 Year Return	10 Year Return	Dividend Yield	Expense Ratio	Benchmark
1 iShares MSCI KLD 400 Social ETF (DSI)	14.63%	19.56%	16.44%	14.45%	1.05%	0.25%	1 iShares MSCI World ETF
2 iShares ESG Aware MSCI EAFE ETF (ESGD)	-0.17%	7.86%	6.81%	NA	2.93%	0.20%	2 iShares Core US Aggregate Bond ETF
3 Nuveen ESG Large-Cap Value ETF (NULV)	9.89%	11.80%	10.93%	NA	1.65%	0.25%	
4 iShares ESG Aware MSCI USA Small-Cap ETF (ES)	-0.35%	14.28%	NA	NA	0.98%	0.17%	
5 First Trust Emerging Mkts AlphaDEX® ETF (FEM)	-0.95%	3.79%	5.29%	2.70%	4.14%	0.80%	
6 Invesco Financial Preferred ETF (PGF)	-6.06%	2.47%	3.26%	5.14%	5.16%	0.55%	
7 Xtrackers International Real Estate ETF (HAUZ)	2.26%	1.70%	4.62%	NA	5.01%	0.10%	
8 iShares Broad USD High Yield Corp Bd ETF (USHY)	-0.77%	4.14%	NA	NA	5.37%	0.15%	
9 PIMCO Active Bond ETF (BOND)	-4.60%	1.63%	2.34%	3.22%	2.79%	0.55%	
10 SPDR® Blmbg Barclays Convert Secs ETF (CWB)	-5.83%	16.76%	13.82%	11.66%	2.14%	0.40%	

Hypothetical growth of \$100,000 invested.

This report is for illustration purposes only. Accuracy of performance reporting cannot be guaranteed. For accurate values of the investments in your account please consult the statements provided by the custodian. Dunhill Financial, LLC is regulated by the Security Exchange Commission (SEC) in the United States. You can consult our latest regulatory documents on www.dunhillfinancial.be/adv-part-2.

For more information on Dunhill Financial, LLC's regulation, please visit: <https://brokercheck.finra.org/>