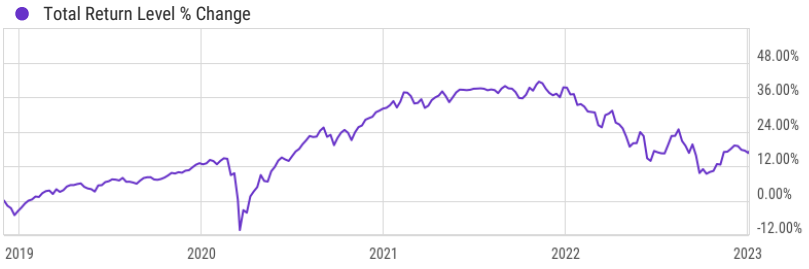


USD Conservative Growth Dynamic



Performance data quoted presents past performance; past performance does not guarantee future results; the investment return and principal value of an investment will fluctuate; an investor's shares, when redeemed, may be worth more or less than their original cost; current performance may be lower or higher than quoted performance data and can be accessed at https://go.ycharts.com/fund_contact_info.

Performance	1M	3M	6M	YTD	1Y*	3Y*	5Y*	10Y*	AT*
Total Return	-3.16%	5.48%	0.20%	0.41%	-15.97%	1.29%	--	--	3.92%
Benchmark	-2.54%	3.49%	-0.26%	0.85%	-17.00%	0.57%	2.40%	4.40%	4.13%

*Figures are annualized.

Total Returns	2013	2014	2015	2016	2017	2018	2019	2020	2021	2022	YTD
Model Portfolio	--	--	--	--	--	--	16.63%	16.84%	5.59%	-16.26%	0.41%
Benchmark	11.81%	3.90%	-2.57%	5.79%	13.82%	-4.45%	16.72%	14.43%	7.47%	-17.81%	0.05%

Fundamentals

Dividend Yield	3.28%
Weighted Avg PE	15.30
Weighted Avg P/S	1.275
Weighted Med ROE	15.03%
Yield to Maturity	8.42%
Effective Duration	6.177
Average Coupon	3.96%
Avg Credit Qual Scr	11.01

Top 10 Holdings

HOLDING	WEIGHT
PIMCO Active Bond ETF	36.05%
Invesco Financial Preferred ETF	14.08%
iShares MSCI KLD 400 Social ETF	13.91%
iShares ESG Aware MSCI EAFE ETF	12.05%
iShares Broad USD High Yield Corp Bd ETF	7.98%
iShares ESG Aware MSCI USA Small-C. ETF	5.96%
Xtrackers International Real Estate ETF	4.02%
SPDR® Blmbg Convert Secs ETF	3.97%
Fidelity® Government Cash Reserves	1.99%

Top 10 Underlying Holdings

HOLDING	WEIGHT
United States Treasury Bonds 3.375%	3.03%
Federal National Mortgage Associatio...2.5%	2.39%
Federal National Mortgage Association 3%	1.76%
United States Treasury Notes 3.875%	1.44%
Microsoft Corp	1.33%
Federal National Mortgage Associatio...3.5%	0.97%
Federal Reserve Bank Of New York Fe...80%	0.93%
Fnma Pass-Thru I 3%	0.83%
Government National Mortgage Assoc...3.5%	0.67%
Federal Home Loan Mortgage Corpora...3.5%	0.54%

Region Exposure

Americas	79.44%
North America	64.68%
Latin America	14.76%
Greater Europe	12.90%
United Kingdom	4.43%
Europe - Developed	8.70%
Europe - Emerging	0.02%
Africa and Middle East	0.38%
Greater Asia	7.66%
Japan	4.53%
Australasia	1.49%
Asia - Developed	1.60%
Asia - Emerging	0.70%

Stock Style Exposure

Large Cap Value	14.53%
Large Cap Blend	23.97%
Large Cap Growth	23.82%
Mid Cap Value	6.03%
Mid Cap Blend	10.94%
Mid Cap Growth	4.37%
Small Cap Value	5.54%
Small Cap Blend	7.60%
Small Cap Growth	3.20%

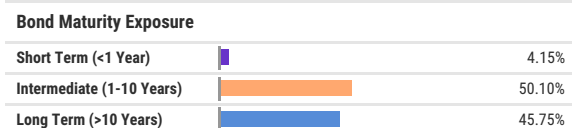
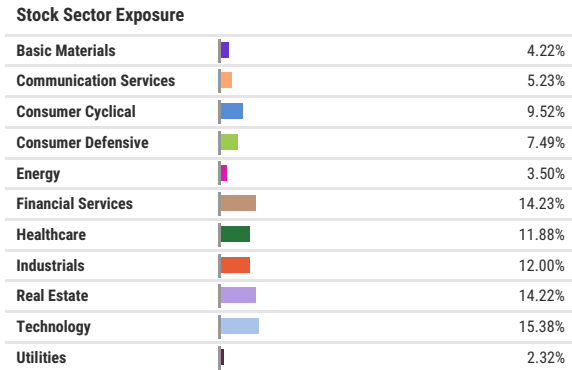

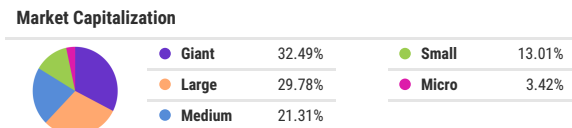
Bond Credit Quality Exposure

AAA	45.14%
AA	3.56%
A	7.66%
BBB	17.50%
BB	13.42%
B	8.97%
Below B	3.67%
Not Rated	0.08%

Benchmark: 40/10/50 Russell 3000, MSCI ACWI ex US, Bloomberg Global Aggregate
 Advisory Fee Never
 Rebalance Frequency: Quarterly
 Expense Ratio 0.39%

Asset Allocation

	% Net	% Long	% Short
Cash	-4.92%	4.71%	9.63%
Stock	35.91%	35.91%	0.00%
Bond	50.25%	51.60%	1.35%
Convertible	3.32%	3.32%	0.00%
Preferred	15.34%	15.34%	0.00%
Other	0.10%	0.10%	0.00%



Risk

	3Y	5Y	10Y
Beta	1.065	--	--
Standard Deviation	15.52%	--	--
Historical Sharpe Ratio	0.0925	--	--
Max Drawdown	23.31%	--	--
VaR 5%	1.32%	--	--
Historical Sortino	0.1126	--	--
Alpha	0.7482	--	--

2023 YCharts, Inc. All Rights Reserved. YCharts, Inc. (YCharts) is not registered with the U.S. Securities and Exchange Commission (or with the securities regulatory authority or body of any state or any other jurisdiction) as an investment adviser, broker-dealer or in any other capacity, and does not purport to provide investment advice or make investment recommendations. This report has been generated using data manually input by the creator of this report combined with data and calculations from YCharts.com and is intended solely to assist you or your investment or other adviser(s) in conducting investment research. You should not construe this report as an offer to buy or sell, as a solicitation of an offer to buy or sell, or as a recommendation to buy, sell, hold or trade, any security or other financial instrument. For further information regarding your use of this report, please go to: <https://get.ycharts.com/disclosure/>