

USD Moderate Dynamic



Performance data quoted presents past performance; past performance does not guarantee future results; the investment return and principal value of an investment will fluctuate; an investor's shares, when redeemed, may be worth more or less than their original cost; current performance may be lower or higher than quoted performance data and can be accessed at https://go.ycharts.com/fund_contact_info.

Performance	1M	3M	6M	YTD	1Y*	3Y*	5Y*	10Y*	AT*
Total Return	-3.52%	7.40%	1.60%	0.31%	-16.60%	1.99%	--	--	4.64%
Benchmark	-3.04%	3.21%	0.04%	0.81%	-17.57%	1.55%	3.21%	5.40%	4.75%

*Figures are annualized.

Total Returns	2013	2014	2015	2016	2017	2018	2019	2020	2021	2022	YTD
Model Portfolio	--	--	--	--	--	--	20.39%	16.74%	8.11%	-16.61%	0.31%
Benchmark	15.17%	4.88%	-2.41%	6.62%	14.98%	-5.02%	18.89%	15.36%	10.34%	-18.23%	-0.03%

Fundamentals

Dividend Yield	3.10%
Weighted Avg PE	14.92
Weighted Avg P/S	1.502
Weighted Med ROE	17.43%
Yield to Maturity	8.40%
Effective Duration	6.161
Average Coupon	4.41%
Avg Credit Qual Scr	11.03

Top 10 Holdings

HOLDING	WEIGHT
iShares MSCI KLD 400 Social ETF	21.88%
iShares ESG Aware MSCI EAFE ETF	20.10%
PIMCO Active Bond ETF	16.04%
Invesco Financial Preferred ETF	10.07%
iShares Broad USD High Yield Corp Bd ETF	9.99%
iShares ESG Aware MSCI USA Small-C. ETF	5.96%
SPDR® Bimbg Convert Secs ETF	5.96%
Xtrackers International Real Estate ETF	4.02%
First Trust Emerging Mrkts AlphaDEX® ETF	3.99%
Fidelity® Government Cash Reserves	1.99%

Top 10 Underlying Holdings

HOLDING	WEIGHT
Microsoft Corp	2.09%
United States Treasury Bonds 3.375%	1.35%
Federal National Mortgage Associatio...2.5%	1.07%
Federal Reserve Bank Of New York Fe...80%	0.94%
Federal National Mortgage Association 3%	0.78%
Alphabet Inc	0.66%
United States Treasury Notes 3.875%	0.64%
Alphabet Inc	0.61%
Nestle SA	0.47%
Procter & Gamble Co	0.45%

Region Exposure

Americas	69.51%
North America	58.31%
Latin America	11.20%
Greater Europe	18.04%
United Kingdom	5.07%
Europe - Developed	11.95%
Europe - Emerging	0.95%
Africa and Middle East	0.59%
Greater Asia	12.45%
Japan	6.10%
Australasia	2.11%
Asia - Developed	2.43%
Asia - Emerging	2.46%

Stock Style Exposure

Large Cap Value	17.33%
Large Cap Blend	25.82%
Large Cap Growth	25.08%
Mid Cap Value	6.28%
Mid Cap Blend	9.64%
Mid Cap Growth	5.13%
Small Cap Value	3.67%
Small Cap Blend	4.99%
Small Cap Growth	2.08%

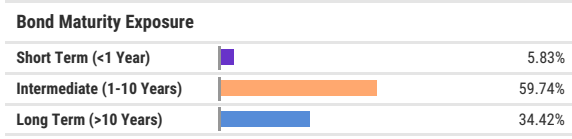
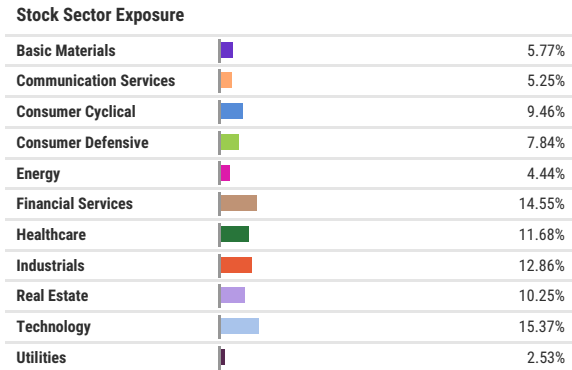
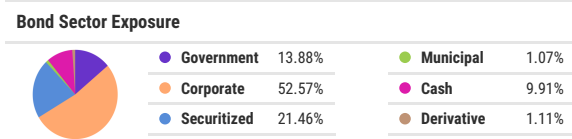
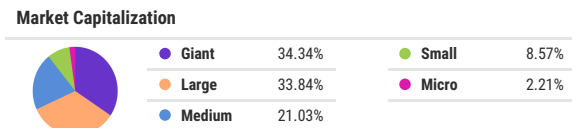
Bond Credit Quality Exposure

AAA	34.31%
AA	2.67%
A	5.73%
BBB	13.46%
BB	23.48%
B	17.38%
Below B	2.75%
Not Rated	0.21%

Benchmark: 50/10/40 Russell 3000, MSCI ACWI ex US, Bloomberg Global Aggregate
 Advisory Fee Never
 Rebalance Frequency: Quarterly
 Expense Ratio 0.33%

Asset Allocation

Asset Allocation	% Net	% Long	% Short
Cash	-1.02%	3.27%	4.29%
Stock	55.91%	55.91%	0.00%
Bond	28.96%	29.56%	0.60%
Convertible	4.94%	4.94%	0.00%
Preferred	11.07%	11.07%	0.00%
Other	0.15%	0.15%	0.00%



Risk

Risk	3Y	5Y	10Y
Beta	1.174	--	--
Standard Deviation	19.31%	--	--
Historical Sharpe Ratio	0.1356	--	--
Max Drawdown	28.56%	--	--
VaR 5%	1.69%	--	--
Historical Sortino	0.1585	--	--
Alpha	0.261	--	--

2023 YCharts, Inc. All Rights Reserved. YCharts, Inc. (YCharts) is not registered with the U.S. Securities and Exchange Commission (or with the securities regulatory authority or body of any state or any other jurisdiction) as an investment adviser, broker-dealer or in any other capacity, and does not purport to provide investment advice or make investment recommendations. This report has been generated using data manually input by the creator of this report combined with data and calculations from YCharts.com and is intended solely to assist you or your investment or other adviser(s) in conducting investment research. You should not construe this report as an offer to buy or sell, as a solicitation of an offer to buy or sell, or as a recommendation to buy, sell, hold or trade, any security or other financial instrument. For further information regarding your use of this report, please go to: <https://get.ycharts.com/disclosure/>