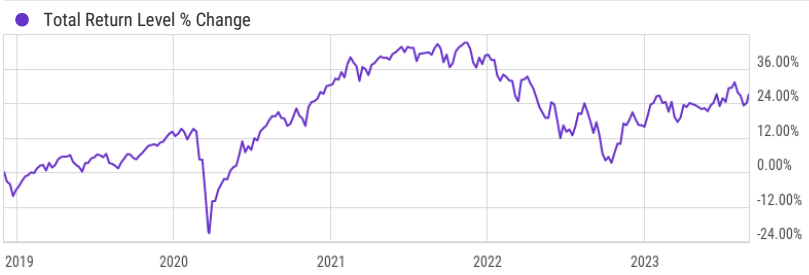


EUR Growth Dynamic



Performance data quoted presents past performance; past performance does not guarantee future results; the investment return and principal value of an investment will fluctuate; an investor's shares, when redeemed, may be worth more or less than their original cost; current performance may be lower or higher than quoted performance data and can be accessed at https://go.ycharts.com/fund_contact_info.

Performance	1M	3M	6M	YTD	1Y*	3Y*	5Y*	10Y*	AT*
Total Return	-2.61%	4.91%	3.86%	9.71%	10.92%	1.44%	--	--	5.16%
Benchmark	-1.42%	1.82%	4.54%	11.27%	15.40%	4.84%	5.40%	6.07%	4.63%

*Figures are annualized.

Total Returns	2013	2014	2015	2016	2017	2018	2019	2020	2021	2022	YTD
Model Portfolio	--	--	--	--	--	--	20.92%	15.11%	7.98%	-17.78%	9.71%
Benchmark	19.71%	1.17%	-3.03%	5.73%	19.34%	-8.86%	22.07%	13.32%	12.83%	-17.22%	12.16%

Fundamentals

Distribution Yield	2.28%
Dividend Yield	2.28%
Weighted Avg PE	18.23
Weighted Avg P/S	1.921
Weighted Med ROE	21.87%
Yield to Maturity	5.49%
Effective Duration	5.274
Average Coupon	5.18%
Avg Credit Qual Scr	10.75

Top 10 Holdings

HOLDING	WEIGHT
iShares MSCI KLD 400 Social ETF	26.00%
iShares ESG Aware MSCI EAFE ETF	21.00%
First Trust Europe AlphaDEX® ETF	10.00%
Vanguard S&P 500 ETF	8.00%
iShares ESG Aware MSCI USA Sm... Cap ETF	6.00%
First Trust Preferred Sec & Inc ETF	5.00%
KraneShares CSI China Internet ETF	5.00%
Vanguard Financials ETF	4.00%
PIMCO Active Bond ETF	4.00%
First Trust BuyWrite Income ETF	3.00%

Top 10 Underlying Holdings

HOLDING	WEIGHT
Microsoft Corp	3.54%
NVIDIA Corp	1.82%
Alphabet Inc	1.21%
Tesla Inc	1.10%
Alphabet Inc	1.09%
Apple Inc	0.84%
Visa Inc	0.84%
Federal Reserve Bank of New York Repo	0.78%
Mastercard Inc	0.76%
Procter & Gamble Co	0.55%

Region Exposure

Americas	58.12%
North America	57.71%
Latin America	0.41%
Greater Europe	28.34%
United Kingdom	6.49%
Europe - Developed	21.60%
Europe - Emerging	0.03%
Africa and Middle East	0.23%
Greater Asia	13.54%
Japan	5.01%
Australasia	1.76%
Asia - Developed	1.12%
Asia - Emerging	5.66%

Stock Style Exposure

Large Cap Value	16.22%
Large Cap Blend	26.04%
Large Cap Growth	27.25%
Mid Cap Value	7.65%
Mid Cap Blend	8.97%
Mid Cap Growth	4.84%
Small Cap Value	3.13%
Small Cap Blend	3.19%
Small Cap Growth	2.71%

Bond Credit Quality Exposure

AAA	41.12%
AA	1.97%
A	4.87%
BBB	34.52%
BB	13.11%
B	0.80%
Below B	2.42%
Not Rated	1.19%

Performance is quoted with asset management fees of 0.5%. These fees may vary for private wealth & financial planning service clients and does not account for platform or transaction fees.

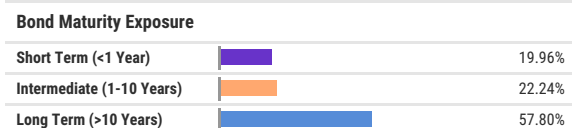
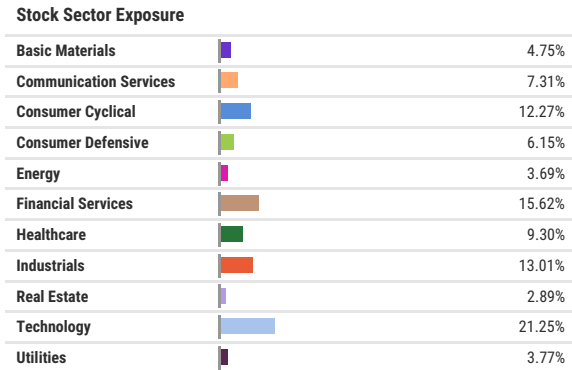
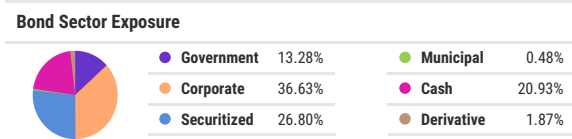
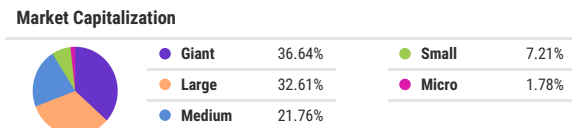
Benchmark: 40/20/20/20 Russell 3000, MSCI ACWI ex US, Euro Stoxx 50,...

Advisory Fee: Annually, 0.50%

Rebalance Frequency: Annually

Expense Ratio: 0.37%

Asset Allocation	% Net	% Long	% Short
Cash	1.34%	2.37%	1.03%
Stock	88.44%	88.48%	0.04%
Bond	7.45%	7.45%	0.00%
Convertible	0.29%	0.29%	0.00%
Preferred	2.38%	2.38%	0.00%
Other	0.10%	0.10%	0.00%



Risk	3Y	5Y	10Y
Beta	0.9917	--	--
Standard Deviation	15.19%	--	--
Historical Sharpe Ratio	0.0767	--	--
Max Drawdown	28.86%	--	--
VaR 5%	1.62%	--	--
Historical Sortino	0.119	--	--
Alpha	-3.131	--	--

2023 YCharts, Inc. All Rights Reserved. YCharts, Inc. (YCharts) is not registered with the U.S. Securities and Exchange Commission (or with the securities regulatory authority or body of any state or any other jurisdiction) as an investment adviser, broker-dealer or in any other capacity, and does not purport to provide investment advice or make investment recommendations. This report has been generated using data manually input by the creator of this report combined with data and calculations from YCharts.com and is intended solely to assist you or your investment or other adviser(s) in conducting investment research. You should not construe this report as an offer to buy or sell, as a solicitation of an offer to buy or sell, or as a recommendation to buy, sell, hold or trade, any security or other financial instrument. For further information regarding your use of this report, please go to: <https://get.ycharts.com/disclosure/>