

EUR Growth Dynamic



Performance data quoted presents past performance; past performance does not guarantee future results; the investment return and principal value of an investment will fluctuate; an investor's shares, when redeemed, may be worth more or less than their original cost; current performance may be lower or higher than quoted performance data and can be accessed at https://go.ycharts.com/fund_contact_info.

Performance	1M	3M	6M	YTD	1Y*	3Y*	5Y*	10Y*	AT*
Total Return	1.59%	3.40%	12.45%	16.04%	27.82%	2.80%	7.64%	--	7.62%
Benchmark	1.26%	2.21%	9.73%	12.62%	25.46%	4.19%	8.52%	7.27%	5.51%

*Figures are annualized.

Total Returns	2014	2015	2016	2017	2018	2019	2020	2021	2022	2023	YTD
Model Portfolio	--	--	--	--	--	20.91%	15.11%	7.96%	-17.78%	14.62%	16.04%
Benchmark	1.17%	-3.03%	5.73%	19.34%	-8.86%	22.07%	13.32%	12.83%	-17.22%	19.24%	12.62%

Fundamentals

Distribution Yield	2.75%
Dividend Yield	2.75%
Weighted Avg PE	25.09
Weighted Avg P/S	2.824
Weighted Med ROE	28.76%
Yield to Maturity	4.79%
Effective Duration	10.29
Average Coupon	4.00%
Avg Credit Qual Scr	5.399

Top 10 Holdings

HOLDING	WEIGHT
Vanguard S&P 500 ETF	44.82%
Vanguard Long-Term Treasury ETF	12.29%
PIMCO Active Bond ETF	11.68%
First Trust BuyWrite Income ETF	7.48%
Vanguard FTSE All-World ex-US ETF	7.44%
Vanguard Small-Cap ETF	6.68%
First Trust NASDAQ Cybersecurity ETF	3.19%
Fidelity Government Cash Reserves	1.92%
First Trust NASDAQ® Clin Edge® S.difsETF	1.53%
Vanguard Health Care ETF	1.46%

Top 10 Underlying Holdings

HOLDING	WEIGHT
Apple Inc	3.57%
Microsoft Corp	3.44%
NVIDIA Corp	3.23%
Amazon.com Inc	1.81%
Meta Platforms Inc	1.26%
Alphabet Inc	1.07%
Broadcom Inc	1.07%
Eli Lilly and Co	1.02%
Berkshire Hathaway Inc	0.95%
Alphabet Inc	0.90%

Region Exposure

Americas	90.74%
North America	90.23%
Latin America	0.51%
Greater Europe	5.23%
United Kingdom	1.28%
Europe - Developed	3.53%
Europe - Emerging	0.05%
Africa and Middle East	0.38%
Greater Asia	4.03%
Japan	1.34%
Australasia	0.41%
Asia - Developed	0.88%
Asia - Emerging	1.41%

Stock Style Exposure

Large Cap Value	19.41%
Large Cap Blend	33.20%
Large Cap Growth	18.42%
Mid Cap Value	5.15%
Mid Cap Blend	9.28%
Mid Cap Growth	5.14%
Small Cap Value	3.16%
Small Cap Blend	3.67%
Small Cap Growth	2.58%

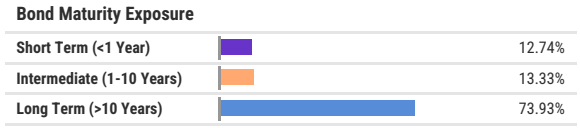
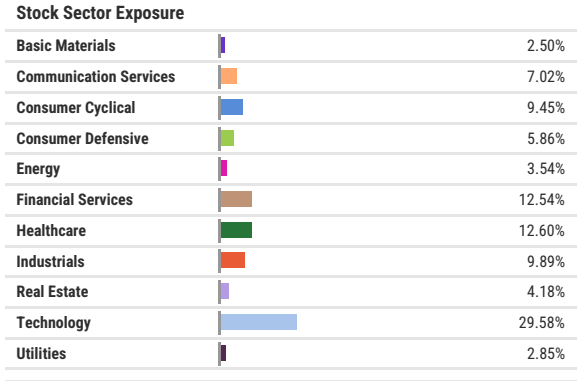
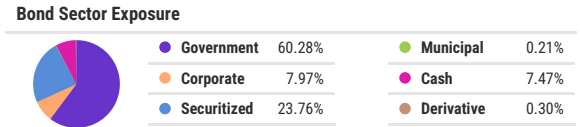
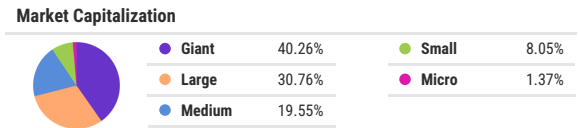
Bond Credit Quality Exposure

AAA	86.06%
AA	1.37%
A	4.36%
BBB	5.67%
BB	0.96%
B	0.21%
Below B	1.29%
Not Rated	0.08%

Performance quoted with asset management fees of 0.5% (excluding platform & transaction costs). Fees may vary for private wealth service clients. Positions may deviate due to drift between custodians.

Benchmark: 40/20/20/20 Russell 3000, MSCI ACWI ex US, Euro Stoxx 50, ...
Advisory Fee: Annually, 0.50%
Rebalance Frequency: Annually
Expense Ratio: 0.21%

Asset Allocation	% Net	% Long	% Short
Cash	1.02%	3.00%	1.98%
Stock	73.12%	73.27%	0.16%
Bond	25.60%	28.77%	3.17%
Convertible	0.01%	0.01%	0.00%
Preferred	0.08%	0.08%	0.00%
Other	0.18%	0.18%	0.00%



Risk	3Y	5Y	10Y
Beta	1.037	1.056	--
Standard Deviation	15.49%	18.22%	--
Historical Sharpe Ratio	0.0065	0.3007	--
Max Drawdown	28.87%	31.70%	--
VaR 5%	1.53%	1.56%	--
Historical Sortino	0.0107	0.3408	--
Alpha	-2.022	-1.582	--

2024 YCharts, Inc. All Rights Reserved. YCharts, Inc. (YCharts) is not registered with the U.S. Securities and Exchange Commission (or with the securities regulatory authority or body of any state or any other jurisdiction) as an investment adviser, broker-dealer or in any other capacity, and does not purport to provide investment advice or make investment recommendations. This report has been generated using data manually input by the creator of this report combined with data and calculations from YCharts.com and is intended solely to assist you or your investment or other adviser(s) in conducting investment research. You should not construe this report as an offer to buy or sell, as a solicitation of an offer to buy or sell, or as a recommendation to buy, sell, hold or trade, any security or other financial instrument. For further information regarding your use of this report, please go to: <https://get.ycharts.com/disclosure/>